

Hydrodynamic picture of ultra-relativistic heavy-ion collisions

Wojciech Broniowski

UJK & IFJ PAN

UW, 14 | 2013

Research with Piotr Bożek, Wojciech Florkowski, Adam Kisiel, Mikołaj Chojnacki, Maciej Rybczyński

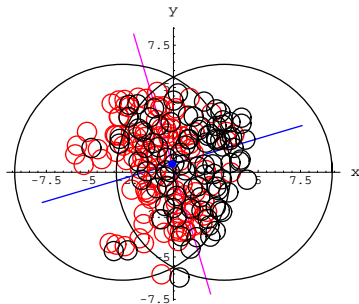
Approach

Our approach ("Standard Model of heavy-ion collisions"):
initial \rightarrow hydro \rightarrow statistical hadronization

- **Initial phase** - Glauber model (or Color Glass, KLN)
- **Hydrodynamics**
- **Statistical hadronization** at freeze-out

GLISSANDO

GLauber Initial State Simulations AND mOre...
[WB, Bożek, Rybczyński]



wounded nucleons + binary collisions

Hydrodynamics (Božek)

EM tensor of the perfect fluid

$$T_0^{\mu\nu} = (\epsilon + p)u^\mu u^\nu - pg^{\mu\nu}$$

+ stress corrections from shear π and bulk Π viscosities (Israel-Stewart)

$$T^{\mu\nu} = T_0^{\mu\nu} + \pi^{\mu\nu} + \Pi\Delta^{\mu\nu}$$

$$\partial_\mu T^{\mu\nu} = 0$$

The viscous corrections are solutions of

$$\Delta^{\mu\alpha}\Delta^{\nu\beta}u^\gamma\partial_\gamma\pi_{\alpha\beta} = \frac{2\eta\sigma^{\mu\nu} - \pi^{\mu\nu}}{\tau_\pi} - \frac{4}{3}\pi^{\mu\nu}\partial_\alpha u^\alpha$$

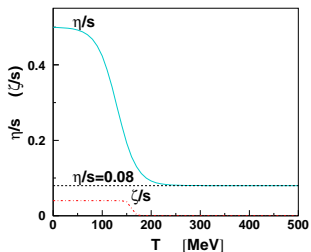
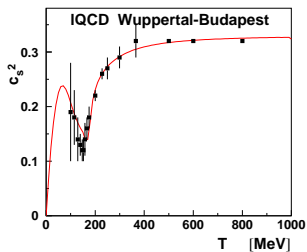
$$u^\gamma\partial_\gamma\Pi = \frac{-\zeta\partial_\gamma u^\gamma - \Pi}{\tau_\Pi} - \frac{4}{3}\Pi\partial_\alpha u^\alpha$$

$$\Delta^{\mu\nu} = g^{\mu\nu} - u^\mu u^\nu, \quad \nabla^\mu = \Delta^{\mu\nu}\partial_\nu$$

$$\sigma_{\mu\nu} = \frac{1}{2}\left(\nabla_\mu u_\nu + \nabla_\nu u_\mu - \frac{2}{3}\Delta_{\mu\nu}\partial_\alpha u^\alpha\right)$$

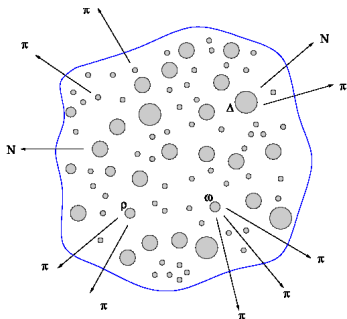
The relaxation time is taken as $\tau_\pi = \tau_\Pi = \frac{3\eta}{T_s}$

Sound velocity and viscosity



3+1 D viscous \rightarrow thousand of hours of CPU!

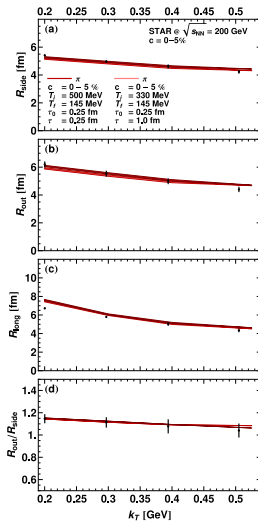
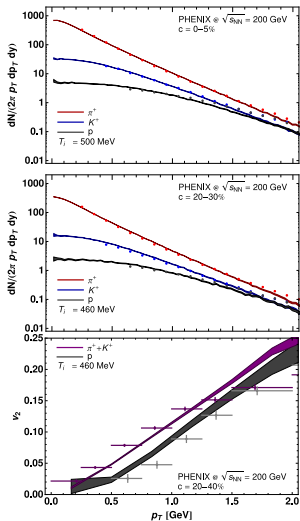
Statistical hadronization



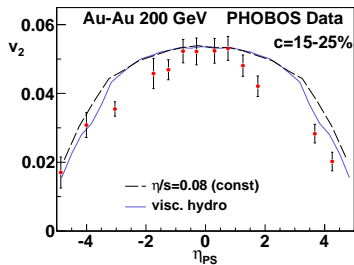
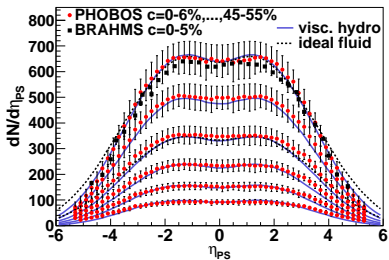
Statistical hadronization at freeze-out via Frye-Cooper formula + resonance decays (THERMINATOR), transverse-momentum conservation approximately imposed, charge conservation imposed

$$\frac{Ed^3N_i}{d^3p} = \int d\Sigma_\mu(x) p^\mu f_i[p \cdot u(x)]$$

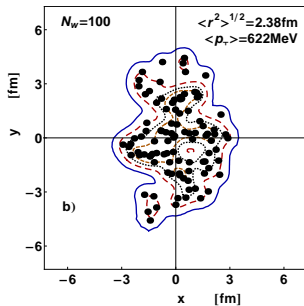
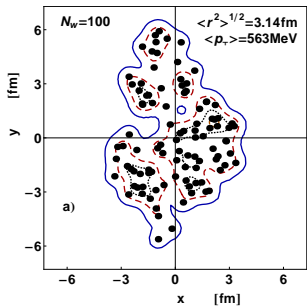
How hydro works?



3+1 D viscous hydro



Initial fluctuations in the Glauber approach

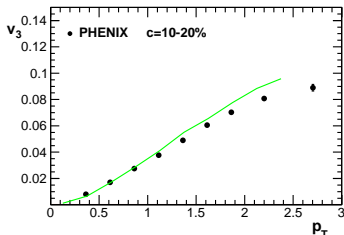
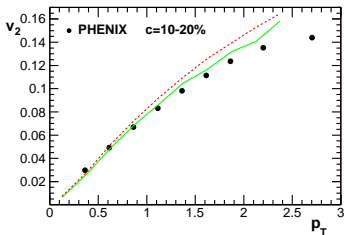


Two typical configuration of wounded nucleons in the transverse plane generated with GLISSANDO, isentropes at $s = 0.05, 0.2, \text{ and } 0.4 \text{ GeV}^{-3}$

Odd harmonic flow from fluctuations

$$\frac{d^2 N}{d^p_T} = \frac{d^2 N}{2\pi p_T dp_T} \left(1 + \sum_{i=1}^{\infty} v_i(p_T) \cos[i(\phi - \Psi_i)] \right)$$

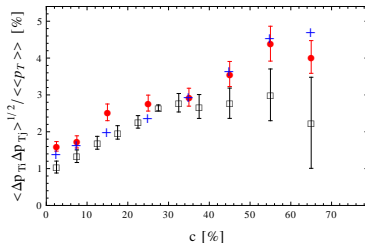
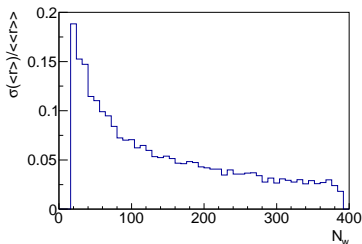
triangular flow



solid: e-by-e, dashed: averaged initial condition

Transverse-momentum fluctuations

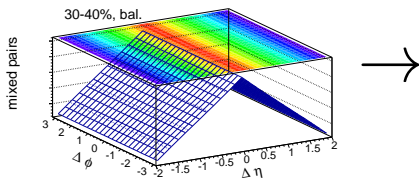
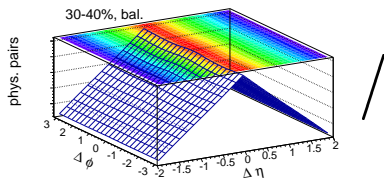
smaller initial size in the event \rightarrow stronger hydro push \rightarrow larger radial flow velocity \rightarrow larger average transverse momentum in the event, and vice versa



red dots - model, squares - PHENIX

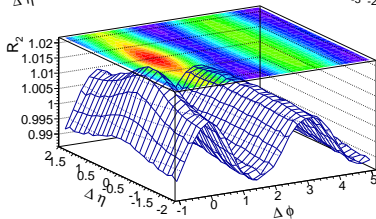
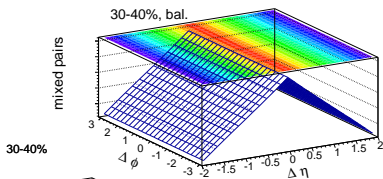
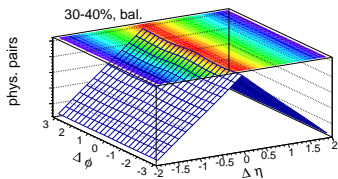
2D two-particle correlations

$$R_2(\Delta\eta, \Delta\phi) = \frac{N_{\text{phys}}^{\text{pairs}}(\Delta\eta, \Delta\phi)}{N_{\text{mixed}}^{\text{pairs}}(\Delta\eta)}$$



2D two-particle correlations

$$R_2(\Delta\eta, \Delta\phi) = \frac{N_{\text{phys}}^{\text{pairs}}(\Delta\eta, \Delta\phi)}{N_{\text{mixed}}^{\text{pairs}}(\Delta\eta)}$$



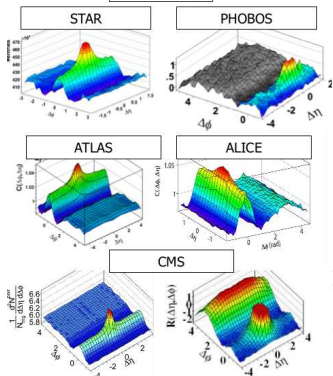
Sources of correlations

- jets \rightarrow central peak (same jet), away-side ridge (back-to-back jets)
- **collective harmonic flow** \rightarrow **near-** and away-side ridges
- charge balancing \rightarrow central peak, shape of the near-side ridge
- resonance decays \rightarrow away-side ridge
- Bose-Einstein \rightarrow central peak
- Coulomb, final-state, ...

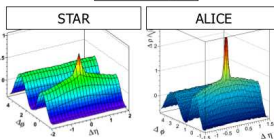
Ridges

The Ridge

Hard Ridge

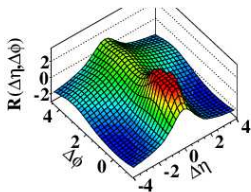
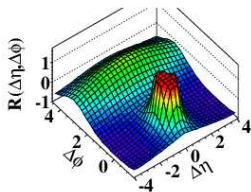
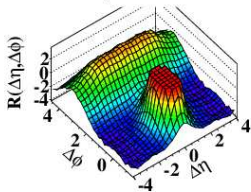
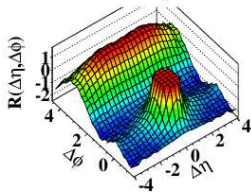


Soft Ridge



- **Hard Ridge:** high p_T trigger and lower p_T associates.
- **Soft Ridge:** correlations with no p_T restriction
 Soft Contribution to the Hard Ridge
 G.M., S.G. Nuclear Physics A 836 (2010) 43–58 arXiv:0910.3590
- **Flow based explanations:** correlations from source fluctuations, and transverse expansion must come from the same origin.
- **Long Range correlations:** correlations must emerge at early times.
- **Study the initial conditions!**

p-p

(a) CMS MinBias, $p_T > 0.1 \text{ GeV}/c$ (b) CMS MinBias, $1.0 \text{ GeV}/c < p_T < 3.0 \text{ GeV}/c$ (c) CMS $N \geq 110$, $p_T > 0.1 \text{ GeV}/c$ (d) CMS $N \geq 110$, $1.0 \text{ GeV}/c < p_T < 3.0 \text{ GeV}/c$ 

Physics World, pp

IOP A website from the Institute of Physics

Sign in | Forgotten your password? | Sign up | Contact us

physicsworld.com

Search Search

Filter by topic: Please select... Filter

Home News Blog Multimedia In depth Jobs Events

Buyer's guide

News archive

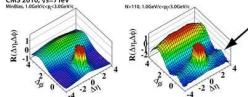
- » 2012
- » 2011
- 2010
 - » December 2010
 - » November 2010
 - » October 2010
 - » September 2010
 - » August 2010
 - » July 2010
 - » June 2010
 - » May 2010
 - » April 2010
 - » March 2010
 - » February 2010
 - » January 2010
- » 2009
- » 2006
- » 2007
- » 2006
- » 2005
- » 2004
- » 2003
- » 2001
- » 2000
- » 1999
- » 1996
- » 1997

Curious correlations seen by CMS

Sep 23, 2010 16 comments

CMS 2010, $\sqrt{s}=7\text{TeV}$

Million, 1.6GeV to 3.0GeV



Does a mysterious ridge point to a quark-gluon plasma?

A subtle and unexpected signal in data from the Large Hadron Collider (LHC) in Geneva could mean that the proton accelerator is capable of creating a "hot soup" of interacting particles called a quark-gluon plasma.

The result comes as a surprise because physicists had believed that colliding protons at the LHC should not create such a plasma – hints of which have already been spotted by the RHIC accelerator in the US, which smashes heavy ions such as gold together.

Hundreds of particles

When two protons collide at 7 TeV at the LHC, hundreds of particles can sometimes be produced and detected. In order to understand the underlying physics, physicists look for correlations between the angles at which pairs of particles fly away from the point of impact.

Researchers using the Compact Muon Solenoid (CMS) experiment at the LHC had expected that a plot of the correlations would show a peak where the angles are zero, which would mean that the particles are leaving the collision point in a jet pointing in a specific direction. Instead, the peak seems to be riding on top of a ridge-like structure. This suggests that some particles are heading off in completely different directions – and correlations between pairs of these outward particles are set by some sort of interaction between the particles when they were created in the collision.

One possible interpretation of the ridge is that the collision creates a dense fluid of many nucleons and gluons – a markonian plasma –



Share this

- E-mail to a friend
- StumbleUpon
- Twitter
- Facebook
- Connotea
- CiteULike
- SHARE

Related stories

- [RHIC nets strange antimatter](#)
- [Life at the high-energy frontier](#)
- [A strange quark plasma \(in depth\)](#)
- [Of gluons, atoms and strings \(in depth\)](#)

Related links

- [arXiv: 1009.4122](#)
- [CMS](#)
- [CERN](#)
- [RHIC](#)

The new nXDS



EDWARDS

vacuum science production solutions

Discover more

Webinar series



Multiphysics simulation – now in Excel and the Cloud

Sponsored by COMSOL

Register now for this free webinar

Corporate video

"Multiphysics simulations" by COMSOL

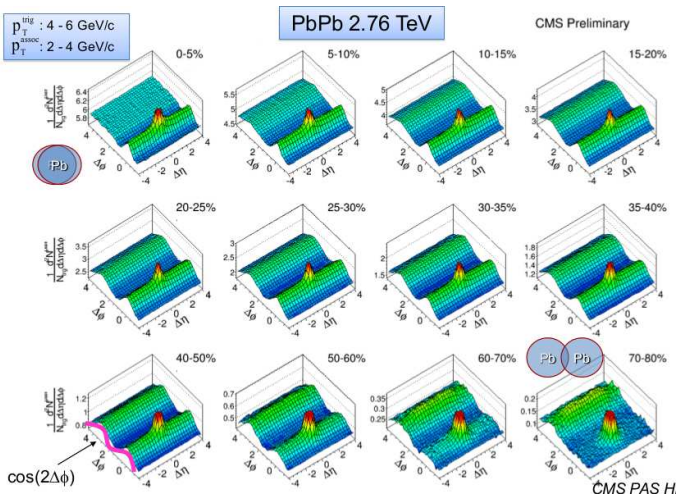
Learn more – [view video](#)

Key suppliers

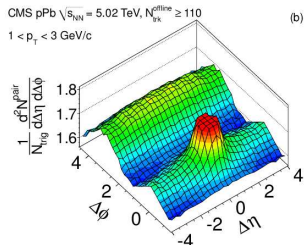
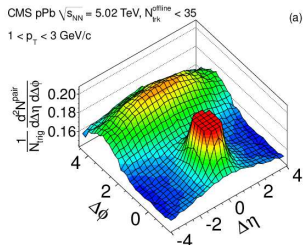
MEGA RF Solutions
INDUSTRIES, LLC



Pb-Pb



p-Pb



(released October 2012)

Near-side ridge indicates collectivity

Flow

$$\rho_2^{\text{phys}}(\Delta\phi, \Delta\eta) = \frac{1}{2\pi} \int d\phi_1 d\phi_2 d\eta_1 d\eta_2 \rho_1(\phi_1, \eta_1) \rho_1(\phi_2, \eta_2) \delta_{\Delta\phi - \phi_2 + \phi_1} \delta_{\Delta\eta - \eta_2 - \eta_1} + \rho_c(\Delta\phi, \Delta\eta)$$

$$\rho_2^{\text{mixed}}(\Delta\eta) = \frac{1}{(2\pi)^2} \int d\Psi d\phi_1 d\phi_2 d\eta_1 d\eta_2 \rho_1(\phi_1, \eta_1) \rho_1(\phi_2 - \Psi, \eta_2) \delta_{\Delta\phi - \phi_2 + \phi_1} \delta_{\Delta\eta - \eta_2 - \eta_1}$$

$$\rho_1(\phi, \eta) = n(\eta) \left[1 + 2 \sum_n v_n(\eta) \cos(n\phi - \Psi_n) \right]$$

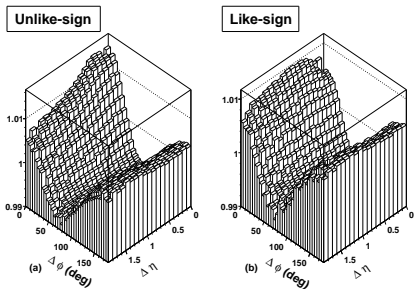
$$R_2 = \frac{\langle \int d\eta_1 d\eta_2 n(\eta_1) n(\eta_2) \left[1 + 2 \sum_n v_n(\eta_1) v_n(\eta_2) \cos(n\Delta\phi) \right] \delta_{\Delta\eta - \eta_2 + \eta_1} + \rho_c \rangle_{\text{events}}}{\langle \int d\eta_1 d\eta_2 n(\eta_1) n(\eta_2) \delta_{\Delta\eta - \eta_2 + \eta_1} \rangle_{\text{events}}} =$$

$$= 1 + 2 \sum_n v_n^2(\Delta\eta) \cos(n\Delta\phi) \quad (\text{includes nonflow})$$

spectra and flow coefficients as functions of η yield $v_n^2(\Delta\eta)$ only if $\rho_c = 0$
 e-by-e \rightarrow presence of odd harmonics also for symmetric collisions

Star data, 2007

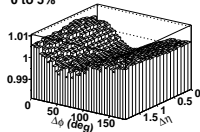
($0.8 < p_T < 4$ GeV - “unbiased”, HBT peak removed)



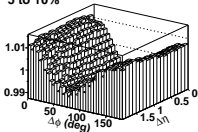
STAR data, 2008

like sign ($0.8 < p_T < 4$ GeV - "unbiased")

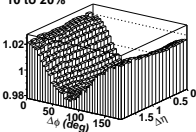
0 to 5%



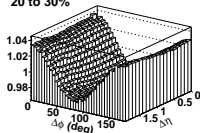
5 to 10%



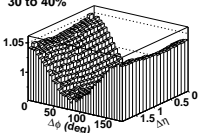
10 to 20%



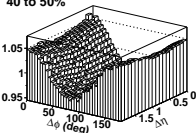
20 to 30%



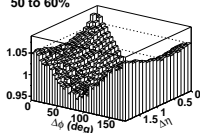
30 to 40%



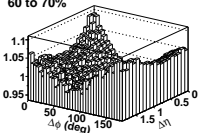
40 to 50%



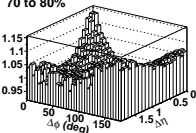
50 to 60%



60 to 70%



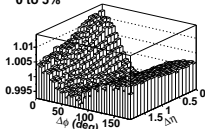
70 to 80%



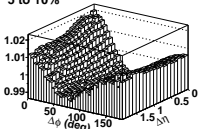
STAR data, 2008

unlike sign ($0.8 < p_T < 4$ GeV - "unbiased")

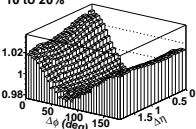
0 to 5%



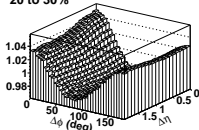
5 to 10%



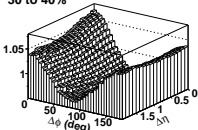
10 to 20%



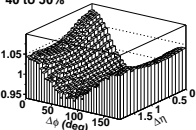
20 to 30%



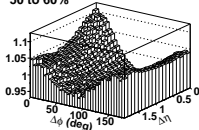
30 to 40%



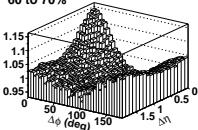
40 to 50%



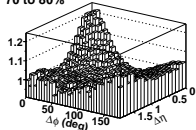
50 to 60%



60 to 70%

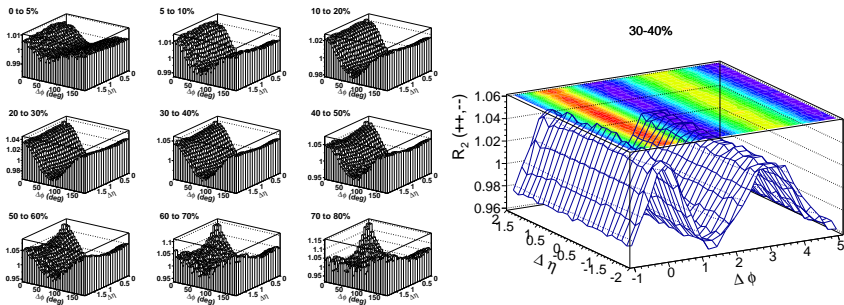


70 to 80%



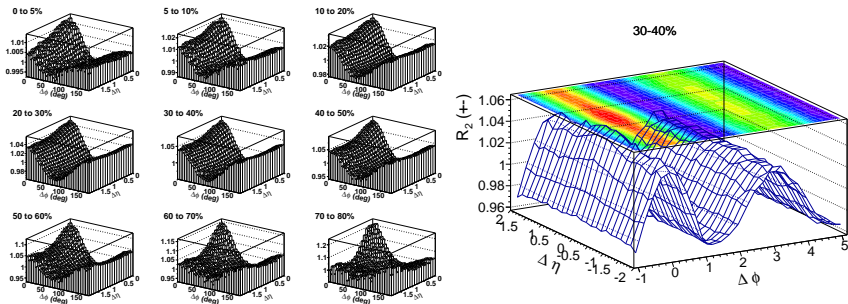
STAR vs. model

(like sign, $0.8 < p_T < 4$ GeV, model unbalanced)



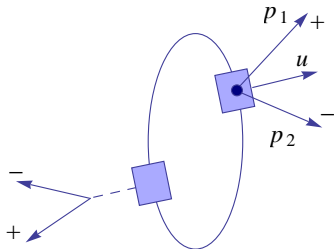
STAR vs. model

(unlike sign, $0.8 < p_T < 4$ GeV, model unbalanced)



Charge balancing (from resonance decays and “direct”)

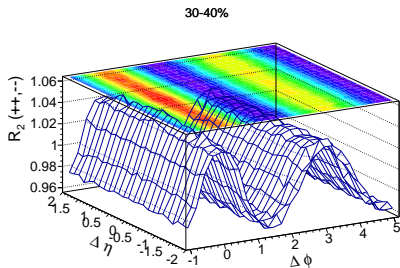
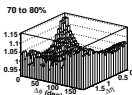
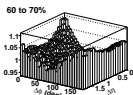


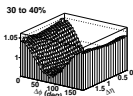
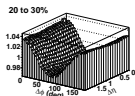
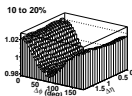

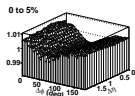
transverse-plane view of the expanding system at freeze-out



direct balancing: particle-antiparticle pair emitted from the neutral hydrodynamic medium at freeze-out from the same space-time point, e.g., $\pi^+\pi^-$, K^+K^- , $p\bar{p}$, ..., $\Delta^0\bar{\Delta}^0$...
resonances also contribute

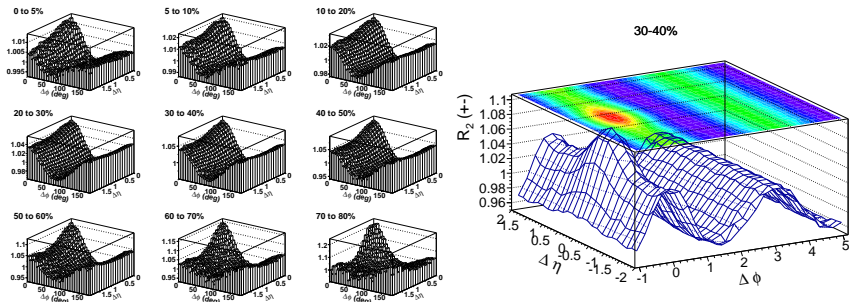
STAR vs. model

(like sign, $0.8 < p_T < 4$ GeV, balanced)



STAR vs. model

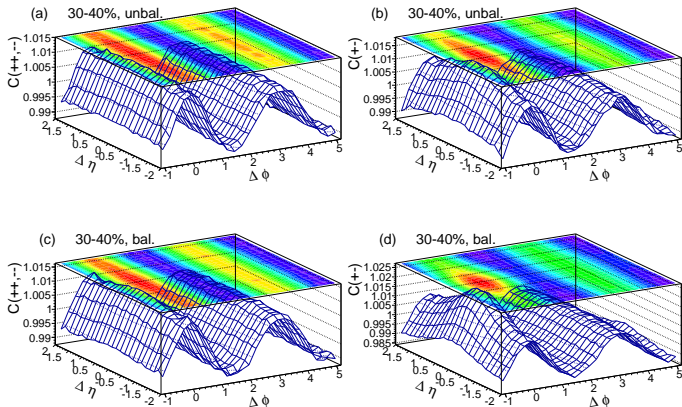
(unlike sign, $0.8 < p_T < 4$ GeV, balanced)



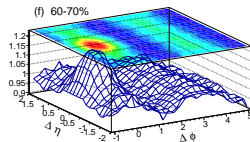
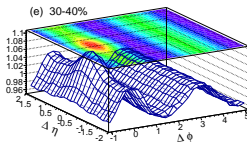
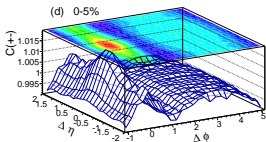
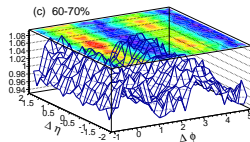
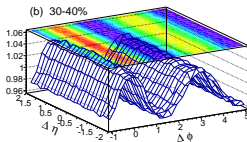
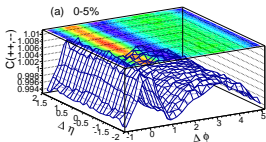
(correct "offsets" - compare to Takahashi et al. 2009, Sharma et al. 2011)

Role of balancing

$(0.2 < p_T < 2 \text{ GeV}, C = R_2)$



3 centralities

 $(0.8 < p_T < 4 \text{ GeV})$


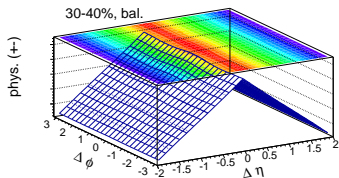
Balancing effect relatively strongest for central and peripheral collisions, as in the experiment

2D balance functions

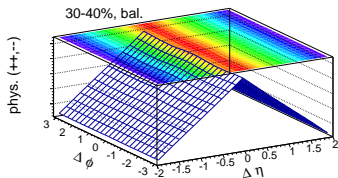
$$B(\Delta\eta, \Delta\phi) = \frac{\langle N_{+-} - N_{++} \rangle}{\langle N_{+} \rangle} + \frac{\langle N_{-+} - N_{--} \rangle}{\langle N_{-} \rangle}$$

2D balance functions

$$B(\Delta\eta, \Delta\phi) = \frac{\langle N_{+-} - N_{++} \rangle}{\langle N_{+} \rangle} + \frac{\langle N_{-+} - N_{--} \rangle}{\langle N_{-} \rangle}$$

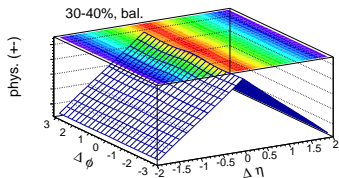


-

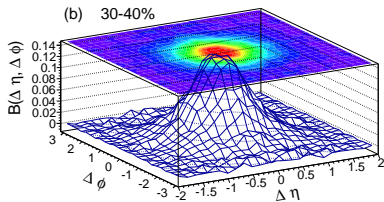
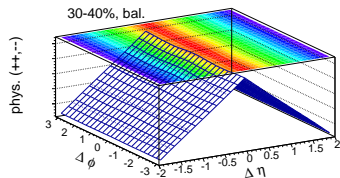


2D balance functions

$$B(\Delta\eta, \Delta\phi) = \frac{\langle N_{+-} - N_{++} \rangle}{\langle N_{+} \rangle} + \frac{\langle N_{-+} - N_{--} \rangle}{\langle N_{-} \rangle}$$

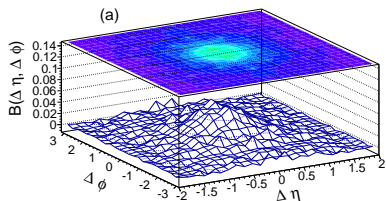


-



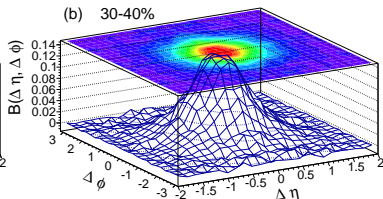
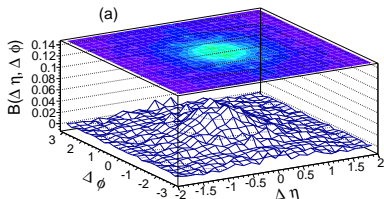
2D balance functions

Crucial role of charge balancing



2D balance functions

Crucial role of charge balancing



small (resonance decays only)

big (direct balancing)

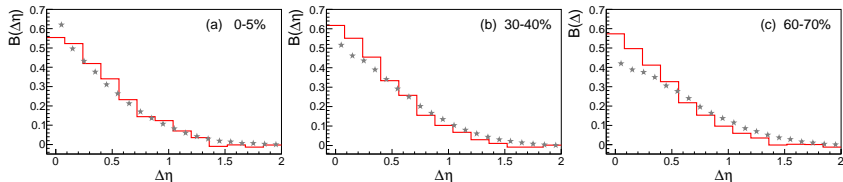
balancing + flow → collimation

important non-flow effect, a way to look at the data

(flow effects in correlations ≡ obtainable by folding the single-particle distributions containing flow)

Balance functions in relative pseudrapidity $\Delta\eta$

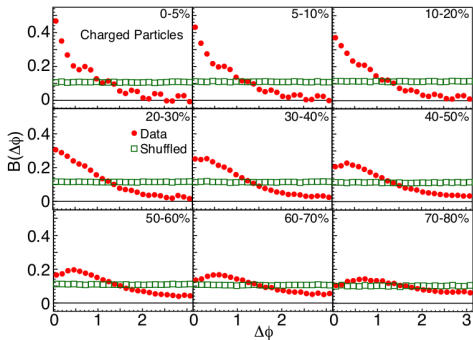
Marginal distribution of the above 2D function: the charge balance function in $\Delta\eta$



comparison to the STAR data

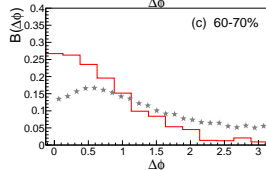
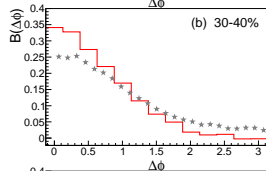
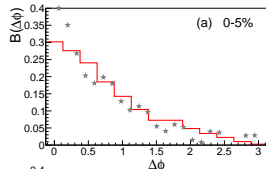
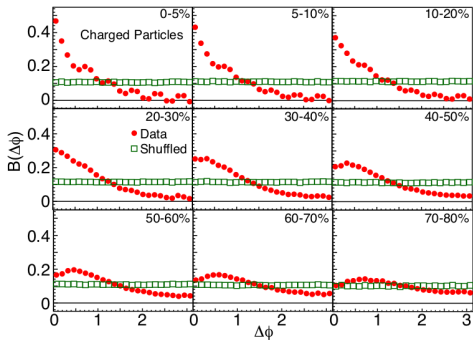
Balance functions in relative azimuth $\Delta\phi$

[STAR 2010]



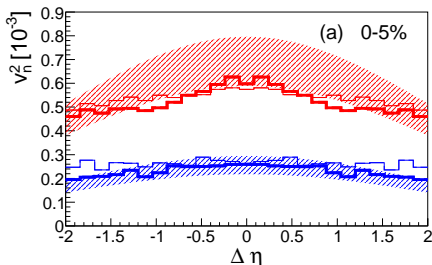
Balance functions in relative azimuth $\Delta\phi$

[STAR 2010]



$$v_n^2(\Delta\eta)$$

$$v_n^2(\Delta\eta) = \int d\Delta\phi / (2\pi) \cos(n\Delta\phi) R_2(\Delta\eta, \Delta\phi)$$

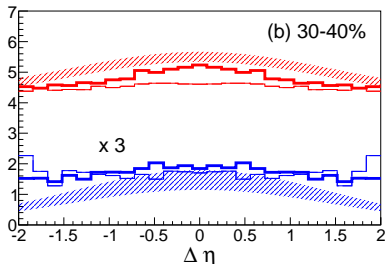


comparison to extracted STAR data (HBT removed), v_2^2 , v_3^2
 fat: with balancing, thin: no balancing - completely flat

balancing → explanation of the fall-off of the same-side ridge in $\Delta\eta$

$$v_n^2(\Delta\eta)$$

$$v_n^2(\Delta\eta) = \int d\Delta\phi / (2\pi) \cos(n\Delta\phi) R_2(\Delta\eta, \Delta\phi)$$

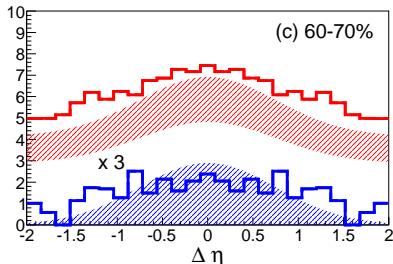


comparison to extracted STAR data (HBT removed), v_2^2 , v_3^2
 fat: with balancing, thin: no balancing - completely flat

balancing → explanation of the fall-off of the same-side ridge in $\Delta\eta$

$$v_n^2(\Delta\eta)$$

$$v_n^2(\Delta\eta) = \int d\Delta\phi / (2\pi) \cos(n\Delta\phi) R_2(\Delta\eta, \Delta\phi)$$

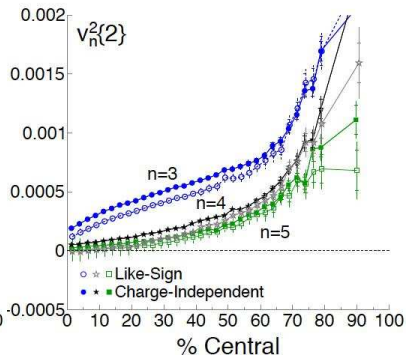
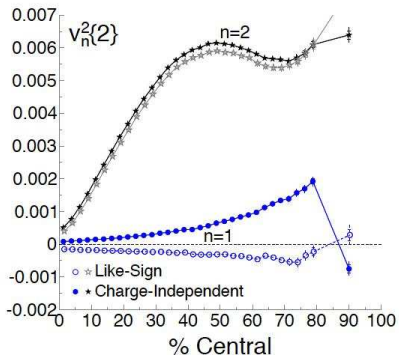


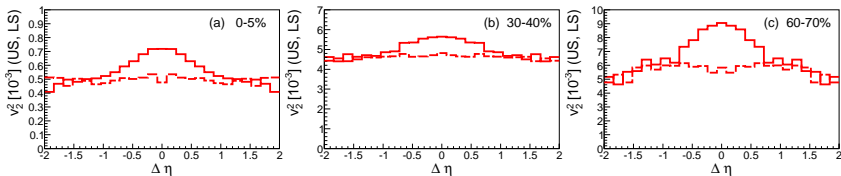
comparison to extracted STAR data (HBT removed), v_2^2 , v_3^2
 fat: with balancing, thin: no balancing - completely **flat**

balancing → explanation of the fall-off of the same-side ridge in $\Delta\eta$

STAR 2011

Paul Sorensen at QM2011



Charge-dependence of $v_n^2(\Delta\eta)$ $(0.15 < p_T < 2 \text{ GeV})$ 

solid: unlike, dashed: like

Physics World again, p-Pb

physicsworld.com

Search Filter by topic [Home](#) [News](#) [Blog](#) [Multimedia](#) [In depth](#) [Jobs](#) [Events](#)[Buyer's guide](#)

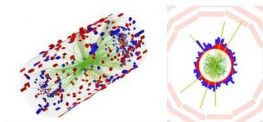
News archive

~2012

- › November 2012
- › October 2012
- › September 2012
- › August 2012
- › July 2012
- › June 2012
- › May 2012
- › April 2012
- › March 2012
- › February 2012
- › January 2012

- › 2011
- › 2010
- › 2009
- › 2008
- › 2007
- › 2006
- › 2005
- › 2004
- › 2003
- › 2002
- › 2001
- › 2000
- › 1999
- › 1998
- › 1997

Unexpected 'ridge' seen in CMS collision data again

Oct 31, 2012 

p-Pb collision event display, CMS

The first data from proton-lead collisions at the Compact Muon Solenoid (CMS) experiment at the Large Hadron Collider (LHC) at CERN include a "ridge" structure in correlations between newly generated particles. According to theorists in the US, the ridge may represent a new form of matter known as a "colour glass condensate".

This is not the first time such correlations have been seen in collision remnants – In 2005, physicists working on the Relativistic Heavy-Ion Collider (RHIC) at Brookhaven National Laboratory in New York found that the particles generated in collisions of gold nuclei had a tendency to spread transversely from the beam at very small relative angles, close to zero. A similar correlation was seen in 2010 at CMS in proton-proton collisions and then later that year in lead-lead collisions. (See image below, parts a and b.)

Observing ridges

When a graph is plotted of the fraction of particles versus the relative transverse emission angle and the relative angle to the beam axis, the correlation appears as a distinct ridge. Now, this ridge has been seen in proton-lead collisions for the first time – within a week of data collection at CMS (see image below, part c) (arXiv:1210.5482).



Share this

-
-
-
-
-
-

Related stories

- [A strange quark plasma](#)
Quark-gluon plasma goes liquid
- [Of gluons, atoms and strings](#)
Quark-gluon mania returns to CERN
- [Curious correlations seen by CMS](#)

Related links

- [Wei Li](#)
- [Kevin Dusling](#)
- [Raju Venugopalan](#)
- [Gunther Roland](#)

The new
nXDS**EDWARDS**
vacuum science. product support.[Discover more](#)

Webinar series



Multiphysics simulation – now in Excel and the Cloud

Sponsored by COMSOL

Register now for this free webinar

Corporate video

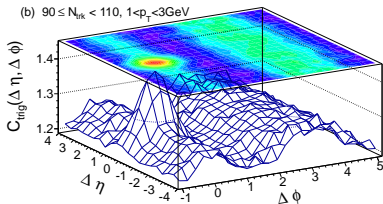
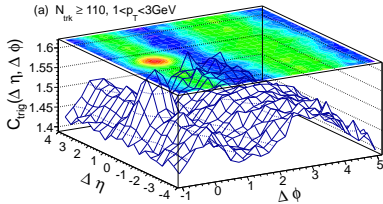
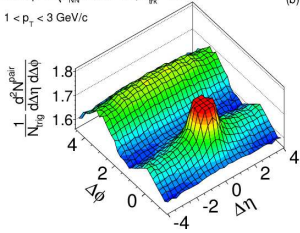
"Multiphysics simulations" by COMSOL
Learn more – [view video](#)

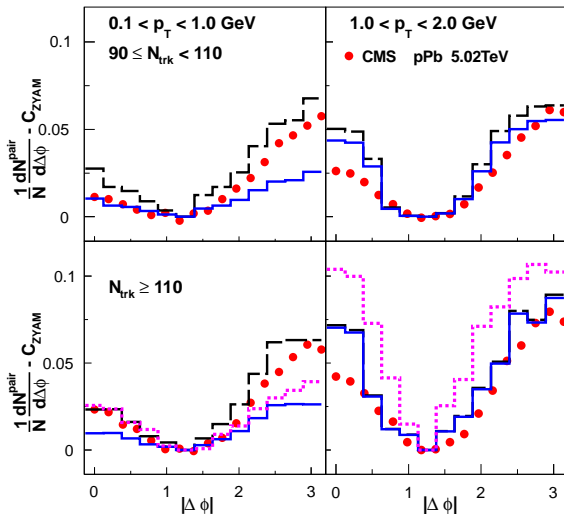
Key suppliers



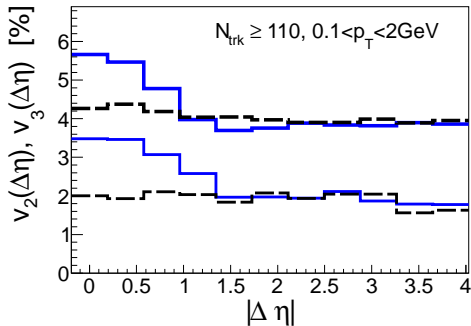
Ridge

CMS pPb $\sqrt{s_{NN}} = 5.02$ TeV, $N_{trk}^{offline} \geq 110$
 $1 < p_T < 3$ GeV/c



Projection $2 \leq |\Delta\eta| \leq 4$ 

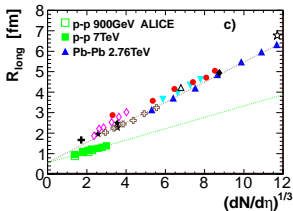
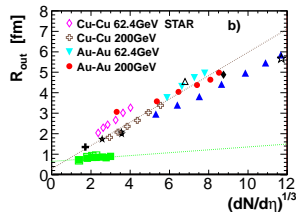
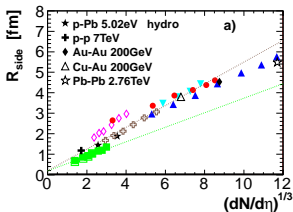
Flow in p-Pb

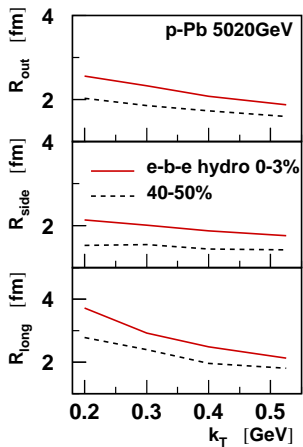


possible to measure directly in the experiment

HBT in p-Pb

$$C(q, k) = \frac{\sum_{i \neq j} \delta_{q-p_i+p_j} \delta_{2k-p_i-p_j} |\Psi(k^*, r^*)|^2}{\sum_{i \neq j} \delta_{q-p_i+p_j} \delta_{2k-p_i-p_j}}$$



k_T dependence

Conclusions

- Standard model of HIC works! (spectra, flow, interferometry radii)
- New development: description of e-by-e fluctuations
- E-by-e hydro in semi-quantitative agreement with the soft data for 2-particle 2D correlations from RHIC and LHC for A-A and p-A collisions
- **Charge balancing** combined with flow explains the shape of the same-side ridge for $\Delta\eta < \sim 1$ and $\Delta\phi$ - major **non-flow** effect
- The fall-off of the flow coefficients $v_n^2(\Delta\eta)$ reproduced
- Charge balancing increases $v_n^2\{2\}$ by a few % and splits the like-sign and unlike-sign combinations
 - **late charge separation**, at freeze-out
- Explanation of the same-side ridge in p-Pb
- Prediction: HBT radii for p-Pb as in peripheral A-A collisions
 - **collective behavior in high-multiplicity p-Pb systems**